



In this Ward we helped

| | |
|------------|-----|
| Clients | 55 |
| Issues all | 229 |

Top Issues

| | |
|---------------------------------|----|
| Benefits & tax credits | 57 |
| Debt | 40 |
| Benefits Universal Credit | 36 |
| Employment | 28 |
| Financial services & capability | 19 |

Top 5 benefit issues

| | |
|--|----|
| 21 Personal independence payment | 23 |
| 17 Attendance Allowance | 13 |
| 01 Initial claim | 11 |
| 03 Housing element | 9 |
| 08 Calculation of income, earnings and capital | 6 |
| 15 Disability Living Allowance | 6 |

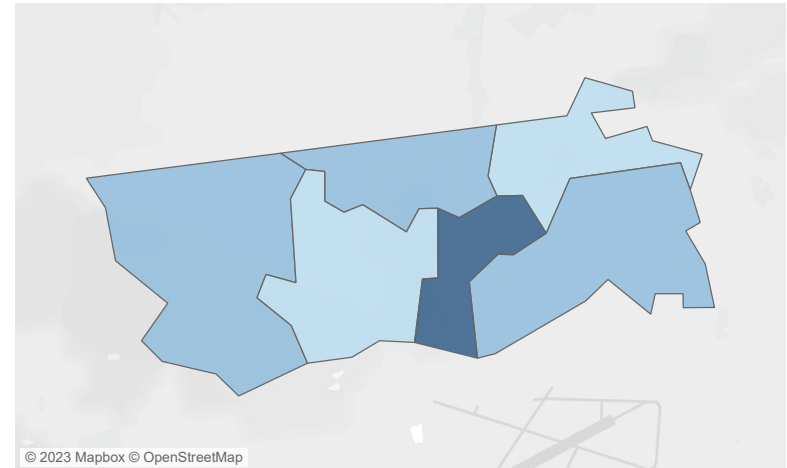
Top 5 debt issues

| | |
|--|----|
| 04 Fuel debts | 11 |
| 49 Debt Relief Order | 7 |
| 99 Other Debt | 4 |
| 07 Rent arrears - housing associations | 3 |
| 13 Credit, store & charge card debts | 3 |
| 14 Unsecured personal loan debts | 3 |

Homelessness

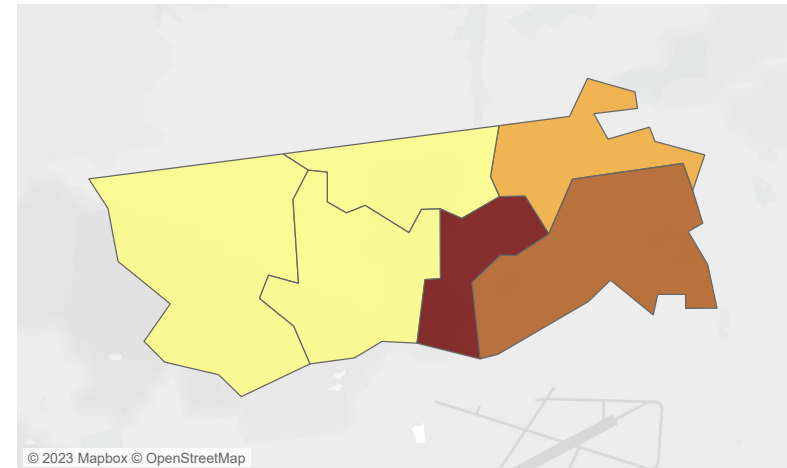
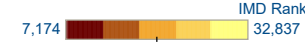
| | |
|----------------------------|---|
| 03 Threatened homelessness | 1 |
|----------------------------|---|

Clients seen



© 2023 Mapbox © OpenStreetMap

Index of multiple deprivation



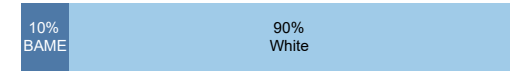
© 2023 Mapbox © OpenStreetMap

The darker colours on the IMD map show higher levels of deprivation

Gender



Ethnicity



Disabled or Long term health



Age group

