

# Key statistics for clients helped in Cove & Southwood

## Summary

<b>Clients</b>	<b>118</b>
<b>Quick client contacts</b>	
<b>Issues</b>	<b>439</b>
<b>Activities</b>	<b>534</b>
<b>Cases</b>	<b>129</b>

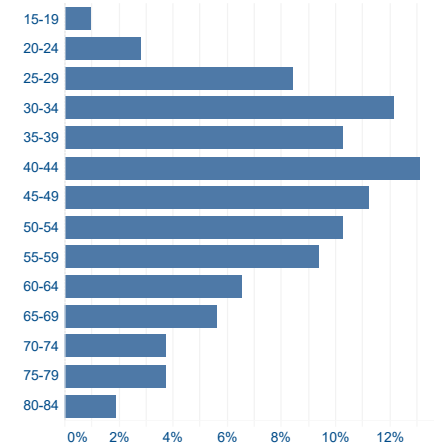
## Outcomes

**£74,727**

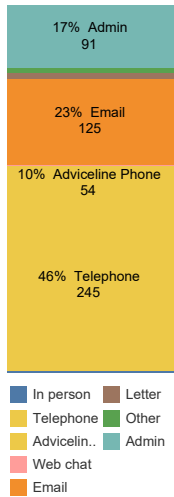
## Issues

	Issues	Clients
Benefits & tax credits	104	38
Benefits Universal Credit	35	14
Consumer goods & services	12	9
Debt	78	19
Discrimination & Hate & GVA	7	3
Employment	46	18
Financial services & capability	5	5
Health & community care	14	10
Housing	48	22
Immigration & asylum	15	11
Legal	17	9
Other	18	12
Relationships & family	31	14
Travel & transport	4	4
Utilities & communications	5	4
<b>Grand Total</b>	<b>439</b>	

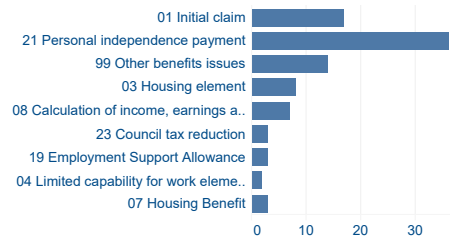
## Age



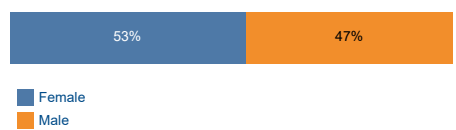
## Channel (Client and third party)



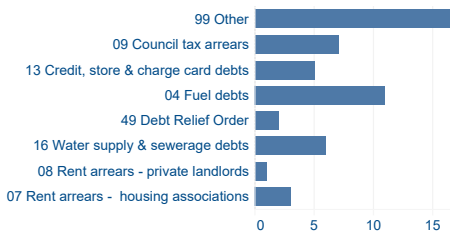
## Top benefit issues



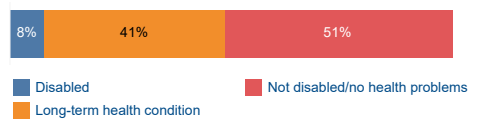
## Gender



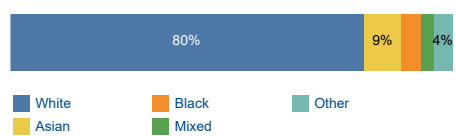
## Top debt issues



## Disability / Long-term health



## Ethnicity



**The charity for your community**